

HOW DO I HELP MY CHILD TO READ?



SEGMENT and BLEND :

- Work out the sound – can they remember it?
- Say the sounds slowly **c – a - t**
- We talk about “sound buttons” that we can “press” as we say each phoneme.
- Blend them together
- Hey Presto!

(If they can't work it out – try saying the sounds slowly for them – if that doesn't work then tell them.)

- The reading books will help them to remember and practise the sounds that they are learning.
- Take it slowly! Little and often is best!
- If they struggle, read a few pages to them and ask them questions about the story, or ask them to spot a word or sound that they know. Try again another time – we want them to enjoy reading with you!

THE 44 SOUNDS (PHONEMES) :

There are 44 phonemes (units of sound) in the English language. These are all taught by the end of Reception.

- We read with the sounds, NOT the names (A,B,C). We need to pronounce them carefully to help children hear the “**pure**” sound which helps them when blending to read or segmenting to spell. (*No extra “uh”*)
- To hear how to pronounce these “pure sounds” try this website: [Phonics videos – help your child learn to read - Oxford Owl](#)

TRICKY WORDS :

- Tricky words are not decodable using phonics. If you sound them out and try to blend the sounds – you will get a word that doesn't sound right!
- These words need to be learnt & recognised by sight eg.

Phase Two : **the, to, go, no, I, into**

Phase Three : **you, they, all, are, my, her, he, she, we, me, be, was**

Phase Four : **said, have, like so, do, some, come, were, there, little, one, when, out, what**

Year 1		Year 2	
the	one	clear	leaves
to	two	just	about
do	the	good	them
is	all	year	both
in	of	because	hour
that	the	find	more
it	and	great	again
was	but	best	price
are	you	read	them
we	is	about	again
you	at	because	was
is	the	children	for
to	have	about	the
the	where	only	father
I	the	both	them
the	some	all	them
and	some	and	them





PHONICS IN YEAR ONE :

This builds upon prior learning.

- Children will learn alternative **pronunciations** for some of these graphemes eg.
cow, snow **team, bread** **cloud, shoulder, soup, would**
- Children will learn alternative **spellings** for some of the phonemes eg. *igh, ie, y, i-e*
- At the end of Year One all children take part in a **Phonics Screening check**, which is a check on the progress of all their phonics learning to the end of Phase Five.

Some of the words are “**alien words**”. These help to :

- assess recognition of the graphemes learnt so far
- practise “blending” skills.

in	ot	
at	vap	
beg	osk	
sum	ect	

USING PHONICS TO HELP WITH SPELLING:

- We ‘Chop Up’ the word to spell it out.
- The opposite of blending (we separate each phoneme eg r-e-d; g-r-ee-n; b-r-ow-n).
- We tap our fingers on our jaw (with our non-writing hand) as we “say” each phoneme.
- Each letter needs to be formed correctly - remember the letter formation “patter”....

READING AT HOME :

- **Read regularly** with your child, talk about what you are reading and the meanings of new words.
- We are aiming for “*smooth reading*” (fluency) and developing a *love of reading*. Sometimes it might help if you “model” reading the sentence first and then they can “copycat read”.
- We want them to feel confident and feel a sense of achievement (so sometimes they might keep the same book to build confidence & enjoyment). Revisiting the book also helps them to develop their *understanding* of what they have read.
- We will practise new learning in school first – so don’t worry if they seem to find the book “easy”. (They need to practise and embed their learning.)
- Practise recognising **Tricky words**.
- Look at the information on the inside front and back covers – **phonemes and tricky words** to practise. Spot them in the book!
- Play some **phonics games** together – use sound sheets sent home or website activities.
- Offer **lots of praise & encouragement!** 😊
- **Read stories together** from the library or their own books – *reading TO your child, as well as getting them to read, is important!* They need to hear fluent reading and a wider vocabulary.



USEFUL WEBSITES:

- www.oxfordowl.co.uk (pronunciation of phonemes)
- [\(32\) How to learn the letters and sounds of the Alphabet – YouTube](#)
(pronunciation of phonemes)
- [\(32\) How to read the Vowel Digraphs Sounds Phonemes – YouTube](#)
(pronunciation of phonemes)
- [The Alphablocks guide to phonics - CBeebies – BBC](#)
(information about phonics and all the episodes)
- [Bing Videos](#)
(Little Learners Youtube video – demonstrates & practises *BLENDING* Phase Two sounds)
- [Phonics - KS1 English - BBC Bitesize](#)
(lots to explore – including animations)
- www.phonicsplay.co.uk (games to play)